

Internal Doors: Facing Options



Paint Grade


Flush Doors



Plywood Faced



MDF Faced



White Kraft Paper Faced

MDF Moulded Doors - Classic



6 Panel Smooth



6 Panel Grained



4 Panel Smooth



4 Panel Grained



2 Panel Smooth



2 Panel Arc Top
Textured

MDF Moulded Doors - Premium



Ladder



1 Panel



Horizontal 4 Line



Vertical 5 Panel

Standard Veneers

Budget Range



Sapele



Koto


Mid Range



Oak



Ash




Steamed Beech

Premium Range



Walnut



Maple




Cherry (*)


* Some veneers are considered bespoke and/or specials and are available to order on request.

High Pressure Laminate (HPL)


Standard Options



B004 - Blanc Lys FA




B015 - Blanc Menuires FA



B070 - Blanc Megève FA



G029 - Gris Tourterelle FA



G075 - Gris Cendré FA



G059 - Gris Orage FA




E009 - Erable Blanc FA



C003 - Chene De Macedoine FA

Door Lippings



Concealed Lipping



Exposed Lipping



Cove Lipping

Specialist Joinery Products Ltd offer a complete design service, from product design to scheduling and project management. Our factory is equipped with state-of-the-art machinery, enabling us to meet any requirement. If your project requires a door facing not shown in this guide, please contact our team. We are able to offer doors with a vast range of HGS / CPL laminates.

- The above images are photographs for illustration purposes only and are not a true representation of the actual product.
 - Wood veneer is a natural product and is subject to variations in raw timber.
 - We recommend a physical sample be sent to you before a final decision is made on the veneer and/or laminate facing.
- To request a physical sample, please contact our sales team.

Specialist Joinery Products Ltd
Units 5-6 Slack Lane, Off Heanor Gate Industrial Estate
Heanor, Derbyshire, DE75 7GX
Tel: 01773 711 777 | Fax: 01773 538 929
info@sjpltd.co.uk | www.sjponline.info

